



A HOLISTIC APPROACH TO HEALING



CARPET TILE | BROADLOOM | RESILIENT | HARDWOOD | TILE & STONE | TURF

shaw contract®

A HOLISTIC APPROACH TO HEALING

Healthcare begins at the floor level. It takes many forms and requires a sensitive and practical approach that considers patients, caregivers and their environments. Shaw Contract provides flooring that supports healthcare at every level - creating positive, low stress, comforting spaces. Products made with fibers, backings and finishes that are durable, easily maintained and consider texture and acoustics, can be the difference between an anxious visit to a healing environment and a positive one. Patterns, colors and finishes based on design principles are driven by deep analysis, market research, visual impact and sustainability.

WARREN BUFFETT
Chairman and CEO | Berkshire Hathaway



WORLD'S LARGEST CARPET MANUFACTURER

MORE THAN **22** THOUSAND ASSOCIATES WORLDWIDE

INNOVATIVE DESIGN LEADERS

CLOSE TO **6** BILLION IN ANNUAL SALES

PASSIONATE ABOUT SUSTAINABILITY

-  RECLAMATION
-  CUSTOMER EXPERIENCE
-  DISTRIBUTION
-  MANUFACTURING
-  PROCESSING
-  MATERIAL PRODUCTION

VERTICAL INTEGRATION

THE LARGEST, MOST VERTICALLY INTEGRATED CARPET MANUFACTURER IN THE WORLD, MEANING WE OWN OUR PROCESSES AND DRIVE DOWN COSTS.

WALKING THE PROGRESSIVE PATH

We believe that even one small thing can make a big impact. When considering the safety of our products, everything matters. We evaluate each component to ensure the health and safety of this generation, and generations to come. Going beyond Declare registration and Health Product Declarations, Cradle to Cradle™ Certification is the most comprehensive material health assessment. Being Cradle to Cradle™ Silver Certified ensures that our carpet products have been assessed, and are continually being optimized to ensure they pose no known or suspected threat to humans or the environment.



SOCIALLY RESPONSIBLE

Shaw Contract is socially responsible by design. We make frequent charitable donations to DIFFA, fund Public Architecture's 1% program and are active givers to other global non-profit organizations. Our partnership with MASS Design unites design and public health through the creation of MASS Design Lab, a global innovation laboratory which cultivates innovation, research and development to address the greatest health crisis of our time.

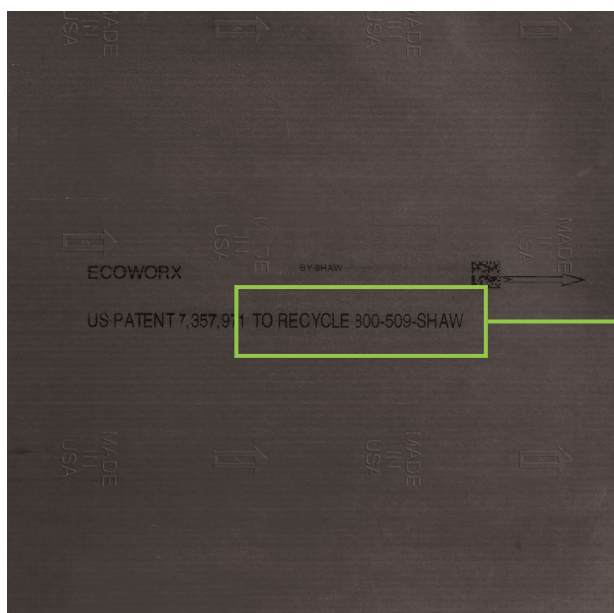


DESIGNED WITH INTENTION:


- Provides ingredient transparency through its **Cradle to Cradle Certified™** Silver designation and other measures, including Health Product Declarations and Declare Label.
- Uses 40% less energy to produce than traditional carpet tile.
- Is PVC free.
- Weighs 40% less than traditional carpet tile – making it more efficient to transport and **easier to install**.
- Contains low VOCs – meeting the requirements for **Green Label Plus certification**.
- Contributes to LEED 2009 and v4.
- **Offers high performance sustainability** – at no additional cost.

EcoWorx backed products come with an environmental guarantee for free reclamation and recycling. Every EcoWorx tile or broadloom product is printed with a 1-800 number on the back to facilitate the return of the product at the end of its useful life.

** Continental US and Canada Guarantee: Shaw will take back 500 yards of greater of EcoWorx material that has been palletized, stabilized by shrink wrapping or banding, and is ready for transport at time of pickup.*



WE WANT IT BACK



PRODUCTS AND SPECIFICATION

CARPET TILE | BROADLOOM | RESILIENT | HARDWOOD | TILE & STONE | TURF

shaw contract®



product specifications

style number:	0873V
construction:	homogeneous sheet
class / ASTM F1913:	type B
overall thickness:	0.79" 2 mm
nominal dimensions:	79" wide x 66' long 200 cm x 20 m
actual dimensions:	78.94" wide x 65.94' long rolls 200 m x 20.10 m
finish:	ExoGuard™
installation:	direct glue
weld rod style:	236VS
static load limit/ASTM F970:	2000 psi


NOT RECOMMENDED:
 Hydro Physical Therapy
 Operating Rooms
 Ramps (Dry)
 Ramped Corridors



color: 09573 natural walnut

product specifications

style number:	0002V
construction:	heterogeneous sheet
class / ASTM F1303:	type I, grade 1
wear layer thickness:	20 mil or 0.020" (0.5 mm)
overall thickness:	0.086" 2.2 mm
nominal dimensions:	72" wide x 75' long rolls 1.83 m x 22.86 m
actual dimensions:	72" wide x 75' long rolls 1.83 m x 22.86 m
finish:	ExoGuard™ quartz-enhanced urethane
installation:	glue down
weld rod style:	002VS
static load limit/ASTM F970:	1500 psi




bamboo caramel
01292
WEL 5257



fumed wenge
02421
WEL 2421




traditional cherry
05301
WEL 5301




american cherry
05303
WEL 5303



light maple
05304
WEL 5304




brazilian cherry
05306
WEL 9446




chocolate cherry
07716
WEL 9446



weathered cherry
07717
WEL 6303



japanese oak green
07720
WEL 5254




teak
08265
WEL 8127



grey teak
08266
WEL 8266




apple
08311
WEL 7691




raw ash
08316
WEL 8316



antique mahogany
09446
WEL 9446



rosewood
09561
WEL 9561




stained walnut
09572
WEL 1823




natural walnut
09573
WEL 2020



bleached walnut
09574
WEL 2019



reclaimed hickory
09633
WEL 9633



young hickory
09634
WEL 9634



vintage hickory
09635
WEL 9635

RESILIENT - SHEET

NOT RECOMMENDED:

Hydro Physical Therapy
Operating Rooms
Ramps (Dry)
Ramped Corridors































color: 00100 flaxen vibe

product specifications

style number:	0301V
construction:	heterogeneous sheet
class / ASTM F1303:	type I, grade 1
wear layer thickness:	20 mil or 0.020" (0.5 mm)
overall thickness:	0.086" 2.2 mm
nominal dimensions:	72" wide x 72' long rolls (50 SY/roll) 1.83 m x 22.86 m
actual dimensions:	72" wide x 72' long rolls (50 SY/roll) 1.83 m x 22.86 m
finish:	ExoGuard™ quartz-enhanced urethane
installation:	glue down
weld rod style:	022VS
static load limit/ASTM F970:	1500 psi

NOT RECOMMENDED:

Hydro Physical Therapy
Operating Rooms
Ramps (Dry)
Ramped Corridors

























 flaxen vibe 00100 WEL 7332	 ecru cadence 00110 WEL 2001	 desert sound 00120 WEL 2027
 polished brass 00140 WEL 9633	 set off 00200 WEL 2002	 camel accent 00210 WEL 2025
 coastal tempo 00300 WEL 2003	 underscore 00310 WEL 2004	 stanza sage 00320 WEL 2005
 tonal vine 00330 WEL 2003	 elevate 00340 WEL 2006	 amplitude 00350 WEL 2007
 aqua tone 00360 WEL 2008	 graytone fade 00410 WEL 2009	 high fidelity 00420 WEL 2010
 mineral score 00430 WEL 2011	 pearly melody 00500 WEL 2012	 pewter serenade 00530 WEL 2013
 ashen interval 00540 WEL 2014	 boost 00600 WEL 2017	 adobe verse 00610 WEL 2018
 khaki cue 00700 WEL 2019	 neutral intro 00710 WEL 2020	 gilded mink 00750 WEL 2026
 chorale clay 00630 WEL 1823	 coffee echo 00760 WEL 2021	 amplify 00800 WEL 2022
 emphasize 00900 WEL 2024		



color: 02500 french grey

product specifications

style number:	0187V(4") 0188V(6")
construction:	high performance luxury vinyl tile
class / ASTM F1700:	class III printed film vinyl tile
wear layer thickness:	20 mil or 0.020" (0.5 mm)
overall thickness:	0.125" 3 mm
nominal dimensions:	0187V 4" wide x 36" long 10 cm x 92 cm 0188V 6" wide x 36" long 15 cm x 92 cm
actual dimensions:	0187V 3.94" wide x 36.22" long 10 cm x 92 cm 0188V 5.91" wide x 36.22" long 15 cm x 92 cm
finish:	ExoGuard™ quartz-enhanced urethane
installation:	glue down
static load limit/ASTM F970:	1500 psi

		
provence 02140	driftwood 02150	sand dune 02160
		
gallery maple 02200	french grey 02500	white oak 02506
		
zen 02520	teak light 02530	brazilian cherry 02534
		
telluride 02540	teak green 02544	skyline 02560
		
cikel cherry 02571	asian mahogany 02572	chocolate cherry 02573
		
whiskey barrel 02580	olivewood 02700	bamboo natural 02701
		
bamboo coffee 02702	heritage 02710	andirondack 02720
		
gallery walnut 02740	colonial 02750	ceylon 02760

RESILIENT - LVT


NOT RECOMMENDED:

- Hydro Physical Therapy
- Operating Rooms
- Labratories
- Ramps (Dry)
- Ramped Corridors
- Scrub Areas







color: 15595 sediment



granite
15111




cashmere
15114




natural
15155




pitch
15500




boulder
15506




quartz
15515




cement
15518



gravel
15530



sediment
15595



soil
15740

product specifications

style number:	0515V
construction:	high performance luxury vinyl tile
class / ASTM F1700:	class III printed film vinyl tile
wear layer thickness:	20 mil or 0.020" (0.5 mm)
overall thickness:	0.098" 2.5 mm
nominal dimensions:	18" wide x 36" long 45.72 cm x 91.44 cm
actual dimensions:	18" wide x 36" long 45.72 cm x 91.44 cm
finish:	ExoGuard™ quartz-enhanced urethane
installation:	glue down
static load limit/ASTM F970:	1500 psi



color: 16115 wool



wool
16115




chalk
16515



dune
16516



pebble
16530



silt
16595



clay
16761

RESILIENT - LVT

product specifications

style number:	0516V
construction:	high performance luxury vinyl tile
class / ASTM F1700:	class III printed film vinyl tile
wear layer thickness:	20 mil or 0.020" (0.5 mm)
overall thickness:	0.098" 2.5 mm
nominal dimensions:	18" wide x 36" long 45.72 cm x 91.44 cm
actual dimensions:	18" wide x 36" long 45.72 cm x 91.44 cm
finish:	ExoGuard™ quartz-enhanced urethane
installation:	glue down
static load limit/ASTM F970:	1500 psi



color: 17597 storm cloud



product specifications 

style number:	5T121	
fiber:	I eco solution	
dye method:	q solution	
tufted weight:	43oz.	440.77 g/m ²
gauge:	1/10	39.37/10 cm
average density:	4457 ozs./yd ³	7.51 kilotex
product size:	24" x 24"	60.96 cm x 60.96 cm
secondary backing:	ecoworx	
recommended installation:	monolithic, quarter turn, ashlar, brick	
coordinating products:	primary tile, centric tile, surround tile	

RECOMMENDED FOR:


- Cafeteria, Dining Area
- Chapel
- Acute Care Corridors
- Doctor/ Denist Office
- Elevators
- Gift Shop
- Lobbies
- Nurses Station
- Office/ Admin
- Conference Rooms
- Pharmacy
- Staff Lounge



Declare. EPD®



color: 17597 storm cloud



product specifications 

style number:	5T123	
fiber:	eco solution q	
dye method:	solution dyed	
tufted weight:	13 oz.	440.77 g/m ²
gauge:	1/10	39.37/10 cm
average density:	4875 ozs./yd ³	7.51 kilotex
product size:	24" x 24"	60.96 cm x 60.96 cm
secondary backing:	ecoworx	
recommended installation:	monolithic, quarter turn, ashlar, brick	
coordinating products:	basic tile, centric tile, surround tile	

RECOMMENDED FOR:


- Cafeteria, Dining Area
- Chapel
- Acute Care Corridors
- Doctor/ Denist Office
- Elevators
- Gift Shop
- Lobbies
- Nurses Station
- Office/ Admin
- Conference Rooms
- Pharmacy
- Staff Lounge



Declare. EPD®



color: 17481 blue herring



product specifications 

style number:	5T125	
fiber:	eco solution q	
dye method:	solution dyed	
tufted weight:	15 oz.	508.59 g/m ²
gauge:	1/12	47.24/10 cm
average density:	6429 ozs./yd ³	9.27 kilotex
product size:	24" x 24"	60.96 cm x 60.96 cm
secondary backing:	ecoworx	
recommended installation:	monolithic, quarter turn, ashlar, brick	
coordinating products:	basic tile, primary tile, centric tile	

RECOMMENDED FOR:


- Cafeteria, Dining Area
- Chapel
- Acute Care Corridors
- Doctor/ Denist Office
- Elevators
- Gift Shop
- Lobbies
- Nurses Station
- Office/ Admin
- Conference Rooms
- Pharmacy
- Staff Lounge



Declare. EPD®



color: 17481 blue herring



product specifications 

style number:	5T124	
fiber:	eco solution q	
dye method:	solution dyed	
tufted weight:	15 oz.	508.59 g/m ²
gauge:	1/12	47.24/10 cm
average density:	6353 ozs./yd ³	9.27 kilotex
product size:	24" x 24"	60.96 cm x 60.96 cm
secondary backing:	ecoworx	
recommended installation:	monolithic, quarter turn, ashlar, brick, random	
coordinating products:	basic tile, primary tile, surround tile	

RECOMMENDED FOR:


- Cafeteria, Dining Area
- Chapel
- Acute Care Corridors
- Doctor/ Dentist Office
- Elevators
- Gift Shop
- Lobbies
- Nurses Station
- Office/ Admin
- Conference Rooms
- Pharmacy
- Staff Lounge



Declare. EPD[®]



color: 03597 distance



product specifications 


style number:	5A204	
fiber:	eco solution q	
dye method:	solution dyed	
tufted weight:	20 oz.	678.1 g
gauge:	1/10	39.37/10 cm
average density:	5180ozs./yd ³	11.35kilotex
pattern repeat:	0.8" x 1.25"	
secondary backing:	classicbac	
coordinating products:	transfer, switch, direction tile, reverse tile, shape tile, scape tile, field tile, realm tile	

RECOMMENDED FOR:
 Chapel
 Gift Shop
 Office/ Admin
 Conference Rooms
 Pharmacy
 Stairways/landings
 Staff Lounge





color: 7811 sight



product specifications 

style number:	5T080	
fiber:	eco solution q	
dye method:	solution dyed	
tufted weight:	16 oz.	542.49 g/m ²
gauge:	1/12	47.24/10 cm
average density:	4721 ozs./yd ³	8.79 kilotex
product size:	24" x 24"	60.96 cm x 60.96 cm
secondary backing:	ecoworx	
recommended installation:	monolithic, quarter turn, ashlar, brick, random	
coordinating products:	transfer, modify, switch, reverse tile, shape tile, direction tile, realm tile, field tile	

RECOMMENDED FOR:

- Cafeteria, Dining Area
- Chapel
- Acute Care Corridors
- Doctor/ Denist Office
- Elevators
- Gift Shop
- Lobbies
- Nurses Station
- Office/ Admin
- Conference Rooms
- Pharmacy
- Staff Lounge




Declare. EPD[®]



color: 78111 sight

product specifications 

style number:	5T079	
fiber:	eco solution q	
dye method:	solution dyed	
tufted weight:	17 oz.	576.40 g/m ²
gauge:	1/12	47.24/10 cm
average density:	5464 ozs./yd ³	10.17 kilotex
product size:	24" x 24"	60.96 cm x 60.96 cm
secondary backing:	ecoworx	
recommended installation:	monolithic, quarter turn, ashlar, brick, random	
coordinating products:	transfer, modify, switch, reverse tile, shape tile, direction tile, realm tile, scape tile	




RECOMMENDED FOR:

- Cafeteria, Dining Area
- Chapel
- Acute Care Corridors
- Doctor/ Denist Office
- Elevators
- Gift Shop
- Lobbies
- Nurses Station
- Office/ Admin
- Conference Rooms
- Pharmacy
- Staff Lounge





color: 69505 zone



product specifications 

no rules

style number:	5T069	
fiber:	eco solution q	
dye method:	solution dyed	
tufted weight:	15 oz.	508.6 g/m ²
gauge:	1/12	47.2/10 cm
average density:	5684 ozs./yd ³	8.7 kilotex
product size:	24" x 24"	60.96 cm x 60.96 cm
secondary backing:	ecoworx	
recommended installation:	monolithic, quarter turn, ashlar, brick, random	
coordinating products:	direction tile, shape tile, field tile, scape tile, realm tile, modify, transfer, switch	

RECOMMENDED FOR:


- Cafeteria, Dining Area
- Chapel
- Acute Care Corridors
- Doctor/ Denist Offic
- Elevators
- Gift Shop
- Lobbies
- Nurses Station
- Office/ Admin
- Conference Rooms
- Pharmacy
- Staff Lounge



Declare EPD®



color: 03597 distance



product specifications 

style number:	5A205	
fiber:	eco solution q	
dye method:	solution dyed	
tufted weight:	20 oz.	678.1 g/m ²
gauge:	1/10	39.37/10 cm
average density:	5035 ozs./yd ³	9.38 kilotex
pattern repeat:	14.4" x 20"	
secondary backing:	classicbac	
coordinating products:	transfer, direction tile, reverse tile, shape tile, modify, scape tile, realm tile, field tile	


RECOMMENDED FOR:

- Cafeteria, Dining Area
- Chapel
- Acute Care Corridors
- Doctor/ Denist Office
- Elevators
- Gift Shop
- Lobbies
- Nurses Station
- Office/ Admin
- Conference Rooms
- Pharmacy
- Staff Lounge





color: 03597 distance



product specifications 

style number:	5A203	
fiber:	eco solution q	
dye method:	solution dyed	
tufted weight:	20 oz.	678.1 g/m ²
gauge:	1/10	39.37/10 cm
average density:	5035 ozs./yd ³	9.38 kilotex
pattern repeat:	14.4" x 14.4"	
secondary backing:	classicbac	
coordinating products:	switch, direction tile, reverse tile, shape tile, modify, realm tile, field tile, scape tile	


RECOMMENDED FOR:

- Chapel
- Gift Shop
- Office/ Admin
- Conference Rooms
- Pharmacy
- Stairways/landings
- Staff Lounge





color: 69505 zone



product specifications 

no rules on

style number:	5T071	
fiber:	eco solution q	
dye method:	solution dyed	
tufted weight:	15 oz.	508.6 g/m ²
gauge:	1/12	47.2/10 cm
average density:	5047 ozs./yd ³	8.87 kilotex
product size:	24" x 24"	60.96 cm x 60.96 cm
secondary backing:	ecoworx	
recommended installation:	monolithic, quarter turn, ashlar, brick, random	
coordinating products:	shape tile, reverse tile, field tile, realm tile, scape tile, modify, transfer, switch	

RECOMMENDED FOR:


- Cafeteria, Dining Area
- Chapel
- Acute Care Corridors
- Doctor/ Denist Office
- Elevators
- Gift Shop
- Lobbies
- Nurses Station
- Office/ Admin
- Conference Rooms
- Pharmacy
- Staff Lounge



Declare. EPD®



color: 78111 sight



product specifications 

style number:	5T078	
fiber:	eco solution q	
dye method:	solution dyed	
tufted weight:	16 oz.	542.49 g/m ²
gauge:	1/12	47.24/10 cm
average density:	4721 ozs./yd ³	8.79 kilotex
product size:	24" x 24"	60.96 cm x 60.96 cm
secondary backing:	ecoworx	
recommended installation:	monolithic, quarter turn, ashlar, brick, random	
coordinating products:	transfer, modify, switch, reverse tile, shape tile, direction tile, field tile, scape tile	

RECOMMENDED FOR:

- Cafeteria, Dining Area
- Chapel
- Acute Care Corridors
- Doctor/ Denist Office
- Elevators
- Gift Shop
- Lobbies
- Nurses Station
- Office/ Admin
- Conference Rooms
- Pharmacy
- Staff Lounge



Declare. EPD[®]




color: 69505 zone

product specifications 

no rules on

style number:	5T070	
fiber:	eco solution q	
dye method:	solution dyed	
tufted weight:	15 oz.	508.6 g/m ²
gauge:	1/12	47.2/10 cm
average density:	5192 ozs./yd ³	8.88 kilotex
product size:	24" x 24"	60.96 cm x 60.96 cm
secondary backing:	ecoworx	
recommended installation:	monolithic, quarter turn, ashlar, brick, random	
coordinating products:	direction tile, reverse tile, modify, transfer, switch, field tile, realm tile, scape tile	




RECOMMENDED FOR:

- Cafeteria, Dining Area
- Chapel
- Acute Care Corridors
- Doctor/ Denist Office
- Elevators
- Gift Shop
- Lobbies
- Nurses Station
- Office/ Admin
- Conference Rooms
- Pharmacy
- Staff Lounge





color: 89530 still




product specifications

style number:	5T090	
fiber:	solution q extreme	
dye method:	solution dyed	
tufted weight:	22 oz.	746 g/m ²
gauge:	1/12	47.2/10 cm
average density:	7472 ozs./yd ³	13.91 kilotex
product size:	24" x 24"	60.96 cm x 60.96 cm
secondary backing:	ecoworx	
recommended installation:	monolithic, quarter turn, ashlar, brick, random	
coordinating products:	activity tile, rest tile, dawn, dusk, constant sheet, change sheet, interval LVT	


RECOMMENDED FOR:

- Cafeteria, Dining Area
- Chapel
- Acute Care Corridors
- Doctor/ Denist Offic
- Elevators
- Gift Shop
- Lobbies
- Nurses Station
- Office/ Admin
- Conference Rooms
- Pharmacy
- Staff Lounge





sand
36103




pond
36300



dragonfly
36315



bamboo
36335




sky
36447



lantern
36515



stone
36530



koi
36713



pavillion
36715


BROADLOOM

product specifications

style number:	5A238	
fiber:	eco solution q	
dye method:	solution dyed	
tufted weight:	24 oz.	813.8 g/m ²
gauge:	1/12	47.2/10 cm
average density:	6750 ozs./yd ³	13.51 kilotex
product size:	72" x 36"	182.88 cm x 91.44 cm
secondary backing:	ecoworx	



color: 89103 pause



CARPET TILE

product specifications


style number:	5T089	
fiber:	solution q extreme	
dye method:	solution dyed	
tufted weight:	22 oz.	746 g/m ²
gauge:	1/12	47.2/10 cm
average density:	7266 ozs./yd ³	13.53 kilotex
product size:	24" x 24"	60.96 cm x 60.96 cm
secondary backing:	ecoworx	
recommended installation:	monolithic, quarter turn, ashlar, brick, random	
coordinating products:	unwind tile, rest tile, dawn, dusk, change LVT, constant LVT, interval LVT	

RECOMMENDED FOR:


- Cafeteria, Dining Area
- Chapel
- Acute Care Corridors
- Doctor/ Denist Office
- Elevators
- Gift Shop
- Lobbies
- Nurses Station
- Office/ Admin
- Conference Rooms
- Pharmacy
- Staff Lounge
- Stairways/Landings



Declare.



color: 89595 still pm



pause am
89103




pause pm
89155



quietude am
89310




quietude pm
89327



balance pm
89335




balance am
89480



fitness pm
89500




still am
89530




fitness am
89549



still pm
89595



energy am
89715




downtime pm
89740




agility am
89750



downtime am
89760



energy pm
89761



agility pm
89906

product specifications

style number:	5T091	
fiber:	solution q extreme	
dye method:	solution dyed	
tufted weight:	22 oz.	746 g/m ²
gauge:	1/12	47.2/10 cm
average density:	7920 ozs./yd ³	11.65 kilotex
product size:	24" x 24"	60.96 cm x 60.96 cm
secondary backing:	ecoworx	
recommended installation:	monolithic, quarter turn, ashlar, brick, random	
coordinating products:	activity tile, unwind tile, dawn, dusk, constant sheet, change sheet, interval LVT	

RECOMMENDED FOR:

Cafeteria, Dining Area
Chapel
Acute Care Corridors
Doctor/ Denist Office
Elevators
Gift Shop

Lobbies
Nurses Station
Office/ Admin
Conference Rooms
Pharmacy
Staff Lounge
Stairways/Landings



Declare.




color: 13761 gouache




gesso
13111



parchment
13170




landscape
13322



stencil
13325




ink
13496




carbon
13505




graphite
13510




charcoal
13557




slate
13585



bistre
13750



gouache
13761



sanguine
13880

product specifications

style number:	5A213	
fiber:	eco solution q	
dye method:	100% solution dyed	
tufted weight:	20 oz.	678.11 g/m ²
gauge:	1/12	47.24/10 cm
average density:	5180 ozs./yd ³	9.65 kilotex
pattern repeat:	36" x 36"	91.44 cm x 91.44 cm
secondary backing:	ultraloc	
coordinating products:	erase, scribe, stylus, fine point tile, line weight tile, stipple tile	

RECOMMENDED FOR:

- Chapel
- Doctor/Dentist Office
- Gift Shop
- Office/ Admin
- Conference Rooms
- Pharmacy
- Stairways/landings
- Staff Lounge






color: 13761 gouache




gesso
13111




parchment
13170




landscape
13322




stencil
13325




ink
13496




carbon
13505




graphite
13510




charcoal
13557



slate
13585



bistre
13750



gouache
13761



sanguine
13880

product specifications

style number:	5A214	
fiber:	eco solution q	
dye method:	100% solution dyed	
tufted weight:	20 oz.	678.11 g/m ²
gauge:	1/12	47.24/10 cm
average density:	5106 ozs./yd ³	9.51 kilotex
pattern repeat:	36" x 48"	91.44 cm x 121.92 cm
secondary backing:	ultraloc	
coordinating products:	conté, scribe, stylus, fine point tile, line weight tile, stipple tile	


RECOMMENDED FOR:

- Chapel
- Doctor/Dentist Office
- Gift Shop
- Office/ Admin
- Conference Rooms
- Pharmacy
- Stairways/landings
- Staff Lounge





color: 15761 gouache



product specifications 

style number:	5A215	
fiber:	eco solution q	
dye method:	100% solution dyed	
tufted weight:	20 oz.	678.11 g/m ²
gauge:	1/10	39.37/10 cm
average density:	5106 ozs./yd ³	9.51 kilotex
pattern repeat:	14.4" x 18"	36.58 cm x 45.72 cm
secondary backing:	classicbac	
coordinating products:	conté, erase, stylus, fine point tile, line weight tile, stipple tile	


RECOMMENDED FOR:

- Chapel
- Doctor/Dentist Office
- Gift Shop
- Office/ Admin
- Conference Rooms
- Pharmacy
- Stairways/landings
- Staff Lounge





color: 15761 gouache



product specifications 

style number:	5A216	
fiber:	eco solution q	
dye method:	solution dyed	
tufted weight:	20 oz.	678.11 g/m ²
gauge:	1/10	39.37/10 cm
average density:	5106 ozs./yd ³	9.51 kilotex
pattern repeat:	14.4" x 24"	36.58 cm x 60.95 cm
secondary backing:	classicbac	
coordinating products:	conté, erase, scribe, fine point tile, line weight tile, stipple tile	

RECOMMENDED FOR:

- Chapel
- Doctor/Dentist Office
- Gift Shop
- Office/ Admin
- Conference Rooms
- Pharmacy
- Stairways/landings
- Staff Lounge






color: 13111 gesso



gesso
13111



parchment
13170




landscape
13322



stencil
13325




ink
13496




carbon
13505



graphite
13510




charcoal
13557




slate
13585



bistre
13750



gouache
13761



sanguine
13880

product specifications


style number:	5T113	
fiber:	eco solution q	
dye method:	solution dyed	
tufted weight:	20 oz.	678.11 g/m ²
gauge:	1/12	47.24/10 cm
average density:	6372 ozs./yd ³	11.86 kilotex
product size:	18" x 36"	45.72 cm x 91.44 cm
secondary backing:	synthetic	
recommended installation:	monolithic, ashlar, brick, basketweave, half basketweave, herringbone, boxed in	
coordinating products:	conté, erase, scribe, stylus, lineweight tile, stipple tile	

RECOMMENDED FOR:

- Cafeteria/Dining
- Chapel
- Doctor/Dentist Office
- Elevators
- Gift Shop
- Lobbies
- Nurses Station
- Office/Admi
- Conference Rooms
- Staff Lounge



Declare. EPD®




color: 13111 gesso



gesso
13111



parchement
13170



landscape
13322



stencil
13325




ink
13496




carbon
13505



graphite
13510



charcoal
13557




slate
13585



bistre
13750



gouache
13761



sanguine
13880

product specifications

style number:	5T114	
fiber:	eco solution q	
dye method:	solution dyed	
tufted weight:	20 oz.	678.11 g/m ²
gauge:	1/12	47.24/10 cm
average density:	6050 ozs./yd ³	11.27 kilotex
product size:	18" x 36"	45.72 cm x 91.44 cm
secondary backing:	ecoworx	
recommended installation:	monolithic, ashlar, brick, basketweave, half basketweave, herringbone, boxed in	
coordinating products:	conté, erase, scribe, stylus, fine point tile, stipple tile	

RECOMMENDED FOR:

- Cafeteria/Dining
- Chapel
- Doctor/Dentist Office
- Elevators
- Gift Shop
- Lobbies
- Nurses Station
- Office/Admi
- Conference Rooms
- Staff Lounge






color: 13111 gesso



gesso
13111



parchment
13170



landscape
13322



stencil
13325




ink
13496




carbon
13505




graphite
13510



charcoal
13557




slate
13585



bistre
13750



gouache
13761



sanguine
13880

product specifications

style number:	5T116	
fiber:	eco solution q	
dye method:	solution dyed	
tufted weight:	20 oz.	678.11 g/m ²
gauge:	1/12	47.24/10 cm
average density:	6667 ozs./yd ³	10.04 kilotex
product size:	18" x 36"	45.72 cm x 91.44 cm
secondary backing:	ecoworx	
recommended installation:	monolithic, ashlar, brick, basketweave, half basketweave, herringbone, boxed in	
coordinating products:	conté, erase, scribe, stylus, fine point tile, lineweight tile	

RECOMMENDED FOR:


- Cafeteria/Dining
- Chapel
- Doctor/Dentist Office
- Elevators
- Gift Shop
- Lobbies
- Nurses Station
- Office/Admi
- Conference Rooms
- Staff Lounge




Declare. EPD®




color: 66760 factor



notation
66150



format
66370




abstract
66481




ecliptic
66500



typeset
66505




sector
66585




cut up
66740



integer
66751




emblem
66753



factor
66760



characters
66761



radius
66765


product specifications

style number:	60766	
fiber:	solution q extreme	
dye method:	solution dyed	
tufted weight:	22 oz.	746 g/m ²
gauge:	1/12	47.2/10 cm
average density:	9659 ozs./yd ³	11.53 kilotex
pattern repeat:	72" x 64"	
secondary backing:	ecoworx performance broadloom	
coordinating products:	rotate tile, copy tile, digits, ecoworx performance broadloom, construct tile	





RECOMMENDED FOR:

- Cafeteria/Dining
- Chapel
- Doctor/Dentist Office
- Elevators
- Gift Shop
- Lobbies
- Nurses Station
- Office/Admi
- Conference Rooms
- Pharmacy
- Staff Lounge





color: 03585 sector



product specifications

no rules

style number:	5T104	
fiber:	solution q extreme	
dye method:	solution dyed	
tufted weight:	18 oz.	610.3 g/m ²
gauge:	1/12	47.2/10 cm
average density:	7121 ozs./yd ³	9.71 kilotex
product size:	24" x 24"	60.96 cm x 60.96 cm
secondary backing:	ecoworx	
recommended installation:	monolithic, quarter turn, brick, ashlar, random	
coordinating products:	rotate tile, copy tile, digits ecoworx performace broadloom, collage ecoworx performace broadloom	


RECOMMENDED FOR:

- Cafeteria/Dining
- Chapel
- Doctor/Dentist Office
- Elevators
- Gift Shop
- Lobbies
- Nurses Station
- Office/Admi
- Conference Rooms
- Pharmacy
- Staff Lounge






color: 03585 sector




notation
03150




format
03370




abstract
03481




ecliptic
03500




typeset
03505




sector
03585



cut up
03740




integer
03751



emblem
03753



factor
03760



characters
03761



radius
03765

product specifications

no rules

style number:	5T103	
fiber:	solution q extreme	
dye method:	solution dyed	
tufted weight:	18 oz.	610.3 g/m ²
gauge:	1/12	47.2/10 cm
average density:	6968 ozs./yd ³	9.71 kilotex
product size:	24" x 24"	60.96 cm x 60.96 cm
secondary backing:	ecoworx	
recommended installation:	monolithic, quarter turn, brick, ashlar, random	
coordinating products:	rotate tile, construct tile, digits ecoworx performance broadloom, collage ecoworx performance broadloom	

RECOMMENDED FOR:

- Cafeteria/Dining
- Chapel
- Doctor/Dentist Office
- Elevators
- Gift Shop
- Lobbies
- Nurses Station
- Office/Admi
- Conference Rooms
- Staff Lounge




Declare.




color: 03585 sector



notation
03150




format
03370




abstract
03481




ecliptic
03500



typeset
03505




sector
03585



cut up
03740



integer
03751



emblem
03753



factor
03760



characters
03761



radius
03765

product specifications

no rules

style number:	5T105	
fiber:	solution q extreme	
dye method:	solution dyed	
tufted weight:	18 oz.	610.3 g/m ²
gauge:	1/12	47.2/10 cm
average density:	6680 ozs./yd ³	9.71 kilotex
product size:	24" x 24"	60.96 cm x 60.96 cm
secondary backing:	ecoworx	
recommended installation:	monolithic, quarter turn, brick, ashlar, random	
coordinating products:	construct tile, copy tile, digits EPBL, collage EPBL	

RECOMMENDED FOR:

- Cafeteria/Dining
- Chapel
- Doctor/Dentist Office
- Elevators
- Gift Shop
- Lobbies
- Nurses Station
- Office/Admi
- Conference Rooms
- Staff Lounge



Declare.



color: 38530 recharge



inspire
38505



awaken
38506



recharge
38530



dwell
38535



coexist
38557



nest
38760

CARPET TILE

product specifications

style number:	5T140	
fiber:	eco solution q	
dye method:	solution dyed	
tufted weight:	30 oz.	1,017.17 g/m ²
gauge:	1/10	39.37/10 cm
average density:	8244 ozs./yd ³	8.60 kilotex
product size:	18" x 36"	45.72 cm x 91.44 cm
secondary backing:	ecoworx	
recommended installation:	monolithic, ashlar, brick, basketweave, half basketweave, herringbone, boxed in	
coordinating products:	reflect tile, renew tile, drift tile, explore tile, linger tile	

RECOMMENDED FOR:


- Chapel
- Doctor/Dentist Office
- Gift Shop
- Lobbies
- Office/Admi
- Conference Rooms
- Staff Lounge



Declare. EPD®



color: 38515 breeze + 38284 flourish



soothe
38111




flourish
38284



sprout
38326




serene
38327



play
38436



nurture
38485




inspire
38505



awaken
38506



breeze
38515




recharge
38530




dwell
38535



coexist
38557



hike
38751



nest
38760

product specifications

style number:	5T142	
fiber:	eco solution q	
dye method:	solution dyed	
tufted weight:	22 oz.	745.93 g/m ²
gauge:	1/12	47.24/10 cm
average density:	6092 ozs./yd ³	10.81 kilotex
product size:	9" x 36"	22.86 cm x 91.44 cm
secondary backing:	ecoworx	
recommended installation:	monolithic, brick, ashlar, herringbone	
coordinating products:	reflect tile, create tile, renew tile, explore tile, linger tile	

RECOMMENDED FOR: Cafeteria/Dining
 Chapel
 Doctor/Dentist Office
 Gift Shop
 Lobbies
 Office/Admi
 Conference Rooms
 Staff Lounge



Declare. EPD®



color: 38530 recharge



nurture
38485



inspire
38505



awaken
38506




breeze
38515



recharge
38530




dwell
38535



coexist
38557



hike
38751



nest
38760


product specifications

style number:	5T143	
fiber:	eco solution q	
dye method:	solution dyed	
tufted weight:	24 oz.	813.74 g/m ²
gauge:	1/12	39.37/10 cm
average density:	5610 ozs./yd ³	10.93 kilotex
product size:	9" x 36"	22.86 cm x 91.44 cm
secondary backing:	ecoworx	
recommended installation:	monolithic, brick, ashlar, herringbone	
coordinating products:	reflect tile, create tile, renew tile, drift tile, linger tile	

RECOMMENDED FOR:

- Cafeteria/Dining
- Chapel
- Doctor/Dentist Office
- Elevators
- Gift Shop
- Lobbies
- Nurses Station
- Office/Admi
- Conference Rooms
- Pharmacy
- Staff Lounge





color: 38530 recharge



product specifications

style number:	5T144	
fiber:	eco solution q	
dye method:	solution dyed	
tufted weight:	24 oz.	813.74 g/m ²
gauge:	1/12	47.24/10 cm
average density:	6496 ozs./yd ³	10.90 kilotex
product size:	9" x 36"	22.86 cm x 91.44 cm
secondary backing:	ecoworx	
recommended installation:	monolithic, brick, ashlar, herringbone	
coordinating products:	reflect tile, create tile, renew tile, drift tile, explore tile	

RECOMMENDED FOR:

- Cafeteria/Dining
- Chapel
- Doctor/Dentist Office
- Elevators
- Gift Shop
- Lobbies
- Nurses Station
- Office/Admi
- Conference Rooms
- Pharmacy
- Staff Lounge





color: 38530 recharge



inspire
38505



awaken
38506



recharge
38530



dwell
38535



coexist
38557



nest
38760

product specifications

style number:	5T139	
fiber:	eco solution q	
dye method:	solution dyed	
tufted weight:	32 oz.	1,084.98 g/m ²
gauge:	1/10	39.4/10 cm
average density:	8409 ozs./yd ³	8.66 kilotex
product size:	18" x 36"	45.72 cm x 91.44 cm
secondary backing:	ecoworx	
recommended installation:	monolithic, ashlar, brick, basketweave, half basketweave, herringbone, boxed in	
coordinating products:	create tile, renew tile, drift tile, explore tile, linger tile	


RECOMMENDED FOR:

- Chapel
- Doctor/Dentist Office
- Gift Shop
- Lobbies
- Office/Admi
- Conference Rooms
- Staff Lounge





color: 38530 recharge



product specifications

style number:	5T141	
fiber:	eco solution q	
dye method:	solution dyed	
tufted weight:	24 oz.	813.74 g/m ²
gauge:	1/12	47.24/10 cm
average density:	5684 ozs./yd ³	10.94 kilotex
product size:	9" x 36"	22.86 cm x 91.44 cm
secondary backing:	ecoworx	
recommended installation:	monolithic, brick, ashlar, herringbone	
coordinating products:	reflect tile, create tile, drift tile, explore tile, linger tile	

RECOMMENDED FOR:
 Chapel
 Doctor/Dentist Office
 Gift Shop
 Lobbies
 Office/Admi
 Conference Rooms
 Staff Lounge




color: 78103 balsa



balsa
78103



alder
78109



spruce
78322



linden
78496



quince
78504



koa
78505



burl
78713



teak
78750



iroko
78761



samara
78803

product specifications

style number:	5A178
fiber:	eco solution q
dye method:	51% solution dyed / 49% yarn dyed
tufted weight:	32 oz. 1,084.98 g/m ²
gauge:	1/10 39.37/10 cm
average density:	7338 ozs./yd ³ 13.66 kilotex
pattern repeat:	1.2" x .75"
secondary backing:	ultraloc
coordinating products:	earth tone tile, entwine tile, ingrain tile, natural selection, timber, grounded

RECOMMENDED FOR:

- Chapel
- Doctor/Dentist Office
- Elevators
- Gift Shop
- Office/Admi
- Conference Rooms
- Pharmacy
- Stairways/Landings
- Staff Lounge






color: 38103 balsa

product specifications

style number:	5A190
fiber:	eco solution q
dye method:	51% solution dyed / 49% yarn dyed
tufted weight:	32 oz. 1,084.98 g/m ²
gauge:	1/12 47.2/10 cm
average density:	8000 ozs./yd ³ 14.90 kilotex
pattern repeat:	none
secondary backing:	ultraloc
coordinating products:	entwine tile, earth tone tile, ingrain tile, core, timber, natural selection

RECOMMENDED FOR: Stairways/Landings
 Chapel Staff Lounge
 Doctor/Dentist Office
 Elevators
 Gift Shop
 Office/Admi
 Conference Rooms
 Pharmacy



balsa
38103



alder
38109



yucca
38144



spruce
38322



tamo
38481



linden
38496




quince
38504




koa
38505



birch
38515




ash
38595




burl
38713




teak
38750




mahogany
38752



iroko
38761



samara
38803



resin
38911







color: 79505 koa




alder
79109



linden
79496



koa
79505



teak
79750



iroko
79761

product specifications

style number:	5A179
fiber:	eco solution q
dye method:	98% solution dyed / 2% yarn dyed
tufted weight:	42 oz. 1,424.04 g/m ²
gauge:	1/11 43.3/10 cm
average density:	8662 ozs./yd ³ 11.17 kilotex
pattern repeat:	72" x 96"
secondary backing:	ultraloc
coordinating products:	core, earth tone tile, entwine tile, ingrain tile, timber, grounded


RECOMMENDED FOR:

- Chapel
- Gift Shop
- Lobbies
- Office/Admi
- Conference Rooms





color: 78713 burl



balsa
78103



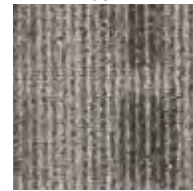
alder
78109



spruce
78322



linden
78496




quince
78504



koa
78505



burl
78713



teak
78750



iroko
78761



samara
78803

product specifications

style number:	5A180
fiber:	eco solution q
dye method:	44% solution dyed / 56% yarn dyed
tufted weight:	32 oz. 1,084.98 g/m ²
gauge:	1/11 43.3/10 cm
average density:	8662 ozs./yd ³ 16.13 kilotex
pattern repeat:	72" x 48"
secondary backing:	ultraloc
coordinating products:	earth tone tile, entwine tile, ingrain tile, natural selection, core, grounded

RECOMMENDED FOR:

- Chapel
- Doctor/Dentist Office
- Elevators
- Gift Shop
- Lobbies
- Office/Admi
- Conference Rooms
- Pharmacy
- Stairways/Landings
- Staff Lounge






color: 38103 balsa

product specifications 

style number:	59338
fiber:	eco solution q
dye method:	51% solution dyed / 49% yarn dyed
tufted weight:	32 oz. 1,084.98 g/m ²
gauge:	1/12 47.2/10 cm
average density:	9846 ozs./yd ³ 20.97 kilotex
product size:	24" x 24" 60.96 cm x 60.96 cm
secondary backing:	ecoworx
recommended installation:	monolithic, quarter turn, ashlar, brick
coordinating products:	core, entwine tile, grounded, ingrain tile, natural selection, timber




RECOMMENDED FOR: Conference Rooms
 Chapel
 Doctor/Dentist Office
 Elevators
 Gift Shop
 Lobbies
 Office/Admi
 Pharmacy
 Stairways/Landings
 Staff Lounge
 Pharmacy





color: 78713 burl



product specifications 

style number:	59337
fiber:	eco solution q
dye method:	44% solution dyed / 56% yarn dyed
tufted weight:	32 oz. 1,084.98 g/m ²
gauge:	1/12 47.2/10 cm
average density:	8170 ozs./yd ³ 19.91 kilotex
product size:	24" x 24" 60.96 cm x 60.96 cm
secondary backing:	ecoworx
recommended installation:	monolithic, quarter turn, ashlar, brick
coordinating products:	core, earth tone tile, grounded, ingrain tile, natural selection, timber

RECOMMENDED FOR: Conference Rooms
 Chapel
 Pharmacy
 Doctor/Dentist Office
 Stairways/Landings
 Elevators
 Gift Shop
 Staff Lounge
 Lobbies
 Pharmacy
 Office/Admi



Declare. EPD[®]




color: 39103 balsa



balsa
39103



alder
39109



spruce
39322




linden
39496



quince
39504




koa
39505



burl
39713



teak
39750



iroko
39761



samara
39803

product specifications

style number:	59339
fiber:	eco solution q
dye method:	53% solution dyed / 47% yarn dyed
tufted weight:	32 oz. 1,084.98 g/m ²
gauge:	1/12 47.2/10 cm
average density:	7680 ozs./yd ³ 19.57 kilotex
product size:	24" x 24" 60.96 cm x 60.96 cm
secondary backing:	ecoworx
recommended installation:	monolithic, quarter turn, ashlar, brick
coordinating products:	core, entwine tile, earth tone tile, grounded, natural selection, timber

RECOMMENDED FOR: Conference Rooms
 Chapel
 Pharmacy
 Doctor/Dentist Office
 Stairways/Landings
 Elevators
 Staff Lounge
 Gift Shop
 Pharmacy
 Lobbies
 Office/Admi



Declare. EPD®




color: 14150 clay



gypsum
14111




clay
14150



amber
14200




azurite
14315



tourmaline
14320




olivine
14330



graphite
14481



galena
14515



cinnabar
14713



zircon
14740



hematite
14760



smoky quartz
14761

product specifications

style number:	5T014
fiber:	eco solution q
dye method:	93% solution dyed / 7% yarn dyed
tufted weight:	22 oz. 745.93 g/m ²
gauge:	1/12 47.2/10 cm
average density:	6236 ozs./yd ³ 11.61 kilotex
product size:	18" x 36" 45.72 cm x 91.44 cm
secondary backing:	ecoworx
recommended installation:	monolithic, basketweave, herringbone, boxed in, brick, half basketweave
coordinating products:	agate tile, jasper tile, quartz tile

RECOMMENDED FOR: Conference Rooms
 Chapel
 Doctor/Dentist Office
 Elevators
 Gift Shop
 Lobbies
 Office/Admi
 Pharmacy
 Stairways/Landings
 Staff Lounge
 Pharmacy



Declare.

EPD®



color: 14740 zircon



gypsum
14111




clay
14150



amber
14200




azurite
14315



tourmaline
14320



olivine
14330



graphite
14481




galena
14515



cinnabar
14713



zircon
14740



hematite
14760



smoky quartz
14761

product specifications

style number:	5T015
fiber:	eco solution q
dye method:	93% solution dyed / 7% yarn dyed
tufted weight:	22 oz. 745.93 g/m ²
gauge:	1/12 47.2/10 cm
average density:	6236 ozs./yd ³ 11.61 kilotex
product size:	18" x 36" 45.72 cm x 91.44 cm
secondary backing:	ecoworx
recommended installation:	monolithic, basketweave, herringbone, boxed-in, brick, half basketweave, ashlar
coordinating products:	jasper tile, mica tile, quartz tile


RECOMMENDED FOR: Conference Rooms
Chapel
Pharmacy
Doctor/Dentist Office
Stairways/Landings
Elevators
Staff Lounge
Gift Shop
Pharmacy
Lobbies
Office/Admi



Declare. EPD®




color: 14740 zircon



gypsum
14111




clay
14150



amber
14200



azurite
14315



tourmaline
14320




olivine
14330



graphite
14481



galena
14515



cinnabar
14713



zircon
14740



hematite
14760



smoky quartz
14761

product specifications

style number:	5T016
fiber:	eco solution q
dye method:	93% solution dyed / 7% yarn dyed
tufted weight:	22 oz. 745.93 g/m ²
gauge:	1/12 47.2/10 cm
average density:	6092 ozs./yd ³ 11.34 kilotex
product size:	18" x 36" 45.72 cm x 91.44 cm
secondary backing:	ecoworx
recommended installation:	monolithic, basketweave, herringbone, boxed in, brick, half basketweave, ashlar
coordinating products:	agate tile, mica tile, quartz tile


RECOMMENDED FOR: Conference Rooms
Chapel
Pharmacy
Doctor/Dentist Office
Stairways/Landings
Elevators
Staff Lounge
Gift Shop
Pharmacy
Lobbies
Office/Admi



Declare. EPD®




color: 14330 olivine



gypsum
14111




clay
14150



amber
14200



azurite
14315



tourmaline
14320




olivine
14330



graphite
14481




galena
14515



cinnabar
14713



zircon
14740



hematite
14760



smoky quartz
14761

product specifications

style number:	5T017	
fiber:	eco solution q	
dye method:	94% solution dyed / 6% yarn dyed	
tufted weight:	22 oz.	745.93 g/m ²
gauge:	1/12	47.2/10 cm
average density:	6545 ozs./yd ³	12.19 kilotex
product size:	18" x 36"	45.72 cm x 91.44 cm
secondary backing:	ecoworx	
recommended installation:	monolithic, basketweave, herringbone, boxed in, brick, half basketweave	
coordinating products:	agate tile, mica tile, jasper tile	

RECOMMENDED FOR: Conference Rooms
 Chapel
 Doctor/Dentist Office
 Elevators
 Gift Shop
 Lobbies
 Office/Admi
 Pharmacy
 Stairways/Landings
 Staff Lounge
 Pharmacy



Declare.

EPD®

Acute Care Recommended Applications, Resilient

	COREtec	COREtec XRC	Direct Glue LVT 8 - 12 mil	Direct Glue LVT 20 - 30 mil	Woven LVT	Floating LVT	Blown Foam LVT	Heterogeneous Sheet	Homogeneous Sheet	Sports Floor Sheet
Entry Area*	N	N	N	Y	Y	N	N	Y	Y	N
Waiting Room	N	Y (glue down)	N	Y	Y	N	Y**	Y	Y	N
Patient Corridors	N	N	N	Y	N	N	N	Y	Y	N
Patient Rooms	N	N	N	Y	N	N	N	Y	Y	N
Emergency Rooms	N	N	N	N	N	N	N	Y	Y	N
Exam Rooms	N	N	N	Y	N	N	N	Y	Y	N
Critical Care (ICU, CCU, NICU)	N	N	N	N	N	N	N	Y	Y	N
CT/MRI Rooms	N	N	N	Y	N	N	N	Y	Y	N
Dialysis	N	N	N	Y	N	N	N	Y	Y	N
OR Prep Room	N	N	N	N	N	N	N	N	Y	N
Operating Room	N	N	N	N	N	N	N	N	Y	N
LDR Suites	N	N	N	N	N	N	N	Y	Y	N
Nurses Station	N	N	N	Y	Y	N	N	Y	Y	N
Hydro Physical Therapy Room*	N	N	N	N	N	N	N	N	N	N
Dry Physical Therapy Room	N	N	N	Y	Y	N	N	Y	Y	N
Laboratories/ Morgue	N	N	N	N	N	N	N	Y	Y	N
IT Area (w/ Anti-Static Needs)	N	N	N	N	N	N	N	N	N	N
IT Areas (w/o Anti-Static Needs)	N	Y (glue down)	N	Y	Y	N	N	Y	Y	N
Nurses Lounge	N	Y	N	Y	Y	Y	Y	Y	Y	N
Doctors Office	N	Y	Y	Y	Y	Y	Y	Y	Y	N

Acute Care Recommended Applications, Resilient

	COREtec	COREtec XRC	Direct Glue LVT 8 - 12 mil	Direct Glue LVT 20 - 30 mil	Woven LVT	Floating LVT	Blown Foam LVT	Heterogeneous Sheet	Homogeneous Sheet	Sports Floor Sheet
Offices/ Admin Rooms	N	Y	N	Y	Y	N	Y	Y	Y	N
Cafeteria/ Dining Room	N	Y (glue down)	N	Y	Y	N	Y**	Y	Y	N
Kitchen/ Food Prep*	N	N	N	N	N	N	N	N	N	N
Chapel	N	Y	Y	N	Y	Y	Y**	Y	Y	N
Gift Shop	Y (glue down)	Y	Y	Y	Y	Y	Y**	Y	Y	N
Floor Lobbies	N	N	N	Y	Y	N	Y**	Y	Y	N
Pharmacy	N	N	N	Y	N	N	N	Y	Y	N
Utility Closet*	N	N	N	N	N	N	N	N	N	N
Stairs	Y (glue down w/ stairnose)	Y (glue down w/ stairnose)	N	Y (glue down w/ stairnose)	Y (glue down w/ stairnose)	Y (glue down w/ stairnose)	N	N	N	N
Elevators	Y (glue down)	Y (glue down)	N	Y	Y	Y (glue down)	N	Y	Y	N
Vending Machine Areas	N	N	N	Y (epoxy adhesive)	Y (epoxy adhesive)	N	N	Y (epoxy adhesive)	Y (epoxy adhesive)	N

HEALTHCARE/HOSPITAL USAGE CHART

H = Highly Recommended

The best flooring choice(s) for the space

R = Recommended

Flooring choice(s) that are suitable for the space

N = Not Recommended

Flooring that should not be used for the space

The ratings of H, R or N are based on an evaluation of performance, cost and aesthetic requirements of a space

CHI STYLE	CAFETERIA DINING AREA	CHAPEL	ACUTE CARE CORRIDORS	* SEE BELOW	DOCTOR DENTIST OFFICE	ELEVATORS	GIFT SHOP	LOBBIES	NURSES STATION	OFFICE ADMIN	CONFERENCE ROOMS	PHARMACY	STAIRWAYS/ LANDINGS	STAFF LOUNGE
5T121 Basic tile	R	H	R	N	H	R	H	R	R	H	H	R	N	H
5T123 Primary tile	R	H	R	N	H	R	H	R	R	H	H	R	N	H
5T125 Surround tile	R	H	R	N	H	R	H	R	R	H	H	R	N	H
5T124 Centric tile	R	H	R	N	H	R	H	R	R	H	H	R	N	H
5A204 Modify BL	N	H	N	N	H	N	H	N	N	H	H	R	R	H
5T080 Scape tile*	R	R	R	N	H	R	R	R	R	H	H	R	N	R
5T079 Field tile*	R	R	R	N	H	R	R	R	R	H	H	R	N	R
5T069 Reverse tile	R	H	R	N	H	R	H	R	R	H	H	R	N	H
5T205 Switch tile	R	H	R	N	H	R	H	R	R	H	H	R	N	H
5A203 Transfer BL	N	H	N	N	H	N	H	N	N	H	H	R	R	H
5T071 Direction tile	R	H	R	N	H	R	H	R	R	H	H	R	N	H
5T078 Realm tile*	R	R	R	N	H	R	R	R	R	H	H	R	N	R
5T070 Shape tile	R	H	R	N	H	R	H	R	R	H	H	R	N	H
5T090 Unwind tile	H	H	H	N	H	H	H	H	R	H	H	R	N	H
5A238 Kusa BL	H	H	H	N	H	H	H	H	R	R	H	R	N	H
5T089 Activity tile	H	H	H	N	H	H	H	H	R	R	H	R	H	H
5T091 Rest tile	H	H	H	N	H	H	H	H	R	H	H	R	H	H
5A213 Conte BL	N	H	N	N	H	N	H	H	N	H	H	R	H	H
5A214 Erase BL	N	H	N	N	H	N	H	H	N	H	H	R	H	H
5A215 Scribe BL	N	H	N	N	H	N	H	N	N	H	H	R	R	H
5A216 Stylus BL	N	H	N	N	H	N	H	N	N	H	H	R	R	H

This chart provides an overview of carpet recommendations by end-use market and for specific spaces. Actual performance is dependent on color, pattern, traffic and frequency of maintenance. Please contact Shaw Contract Group for assistance with actual product selection.

* Dry Physical, Therapy, Exam, Procedure Rooms, Emergency Room Areas, Laboratories, Labor Delivery Rooms, Hyperbaric Room, Patient Rooms, Operating Rooms, Ramps / Ramped Corridors, Scrub Areas, Utility / Storage Areas, Critical/ ICU

BACKING KEY

EW24 tile
Ultraloc BL
Classicbac BL
EPBL BL

HEALTHCARE/HOSPITAL USAGE CHART

H = Highly Recommended

The best flooring choice(s) for the space

R = Recommended

Flooring choice(s) that are suitable for the space

N = Not Recommended

Flooring that should not be used for the space





The ratings of H, R or N are based on an evaluation of performance, cost and aesthetic requirements of a space

CHI STYLE	CAFETERIA DINING AREA	CHAPEL	ACUTE CARE CORRIDORS	* SEE BELOW	DOCTOR DENTIST OFFICE	ELEVATORS	GIFT SHOP	LOBBIES	NURSES STATION	OFFICE ADMIN	CONFERENCE ROOMS	PHARMACY	STAIRWAYS/ LANDINGS	STAFF LOUNGE	
5T113	Fine Point tile	R	H	N	N	H	R	H	H	R	H	H	N	N	R
5T114	Lineweight tile	R	H	N	N	H	R	H	H	R	H	H	N	N	R
5T115	Stipple tile	R	H	N	N	H	R	H	H	R	H	H	N	N	R
60766	Collage BL	H	H	H	N	H	H	H	H	R	H	H	R	N	H
5T104	Construct tile	H	H	H	N	H	H	H	H	R	R	H	R	N	H
5T014	Mica tile	R	H	H	N	H	H	H	H	R	H	H	N	N	R
5T015	Agate tile	R	H	H	N	H	H	H	H	R	H	H	N	N	R
5T016	Jasper tile	R	H	H	N	H	H	H	H	R	H	H	N	N	R
5T017	Quartz tile	R	H	H	N	H	H	H	H	R	H	H	N	N	R
5T103	Copy tile	H	H	H	N	H	H	H	H	R	R	H	R	N	H
5T105	Rotate tile	H	H	H	N	H	H	H	H	R	R	H	R	N	H
5T140	Create tile	N	H	N	N	R	N	H	H	N	H	H	N	N	H
5T142	Drift tile*	R	H	N	N	R	N	R	H	R	H	H	N	N	R
5T143	Explore tile	R	H	R	N	R	R	H	H	R	H	H	R	N	R
5T144	Linger tile	R	H	R	N	R	R	H	H	R	H	H	R	N	R
5T139	Reflect tile	N	H	N	N	R	N	H	H	N	H	H	N	N	H
5T141	Renew tile	N	H	N	N	R	N	H	H	N	H	H	N	N	H
5A178	Core BL	N	H	N	N	H	R	H	H	N	H	H	R	R	R
5A190	Grounded BL	N	H	N	N	H	R	H	H	N	H	H	R	R	R
5A179	Natural Selection BL	N	H	N	N	N	N	R	H	N	R	R	N	N	N
5A180	Timber BL	N	H	N	N	R	R	H	H	N	H	H	R	R	R
59338	Earth Tone tile	R	H	N	N	H	R	H	R	R	H		R	N	H
59337	Entwine tile	R	H	N	N	H	R	H	R	R	H		R	N	H
59339	Ingrain tile	R	H	N	N	H	R	H	R	R	H		R	N	H

This chart provides an overview of carpet recommendations by end-use market and for specific spaces. Actual performance is dependent on color, pattern, traffic and frequency of maintenance. Please contact Shaw Contract Group for assistance with actual product selection.

* Dry Physical, Therapy, Exam, Procedure Rooms, Emergency Room Areas, Laboratories, Labor Delivery Rooms, Hyperbaric Room, Patient Rooms, Operating Rooms, Ramps / Ramped Corridors, Scrub Areas, Utility / Storage Areas, Critical/ ICU

BACKING KEY

	EW24 tile
	Ultraloc BL
	Classicbac BL
	EPBL BL



A HOLISTIC APPROACH TO HEALING

CONTACT:

BRANDON SWEENEY
Vice President, Strategic Accounts - Healthcare
brandon.sweeney@shawinc.com
727.947.0102

